



CATALOGUE

POWERED BY HYDRAULICS



CONTENTS



ELECTRICITY

HG Hydraulic Generator
HGV POWER BOX Variable Hydraulic Generator System
HGV Variable Hydraulic Generator System
HWG Hydraulic Welding Generator
HGG Hydraulic Ground Power Generator



HIGH PRESSURE WATER

HPW Hydraulic High Pressure Water Pump
HPW Hydraulic Power Washer
KPL High Pressure Street Washing Unit
HPW-DUST High Pressure Dust Suppression System
PPL High Pressure Pipe Cleaning Unit
HPW-FIRE High Pressure Firefighting System
FP Firefighting Piercing Kit
HDF Hydraulic Drilling Fluid Pump
JPL High Pressure Bin Washing System
HSP Hydraulic Submersible Pump



COMPRESSED AIR

HK Hydraulic Piston Compressor
HKL Hydraulic Rotary Vane Compressor
HKR Hydraulic Screw Compressor



MAGNET POWER

HMG PRO Hydraulic Magnet Generator
MAG Magnet
HMAG PRO Hydraulic Magnet



VIBRATION

HVB Hydraulic Vibra
HVD Hydraulic Directional Vibra
HRC Hydraulic Reversal Cylinder



POWER BOOSTING

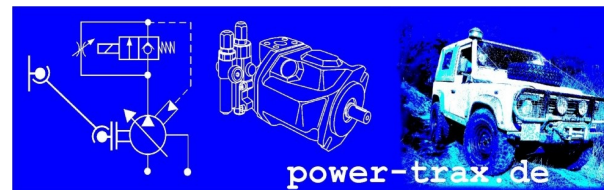
HPI Hydraulic Pressure Intensifier
HPIC Hydraulic Pressure Intensifier for Cylinder



KNOW-HOW

Hydraulic Power Take-off (PTO)
Hydraulic Power Unit Technology
HEU Hydraulic Expansion Unit
HRU Hydraulic Rescue Unit
De-Icing Technology
Installation Valves
HHK Hydraulic Grinder
HV/HVY Hydraulic Winch / Winch Unit

CONTACT



Power-Trax.de

Sonderfahrzeugbau - Technischer Spezialvertrieb
<http://www.power-trax.de>
info @ power-trax.de

Tel.: +49 - (0)906 / 9999 849-17
Mobil: +49 - (0)163 / 4321 435
Fax: +49 - (0)906 / 9999 849-18
Dietrich-Bonhoeffer-Str. 28
D-86609 Donauwoerth

HG

HYDRAULIC GENERATOR













HG - 50Hz, IP23

		HG 3,5 21	HG 5 25	HG 6,5 34	HG 10 49	HG 12 54
OUTPUT CHARACTERISTICS						
Output power max.	kVA	3,5	5	6,5	10	12
Power factor / power	cos φ/kW	1,0/3,5	1,0/5,0	0,8/5,2	0,8/8,0	0,8/9,6
Output Voltage, VAC	1 phase	230	230	230	230	230
	3 phase	-	-	400	400	400
Nominal Current, A	1 phase	15,2	21,7	14,2	21,7	26,1
	3 phase	-	-	9,4	14,4	17,3
Sockets (1 phase / 3 phase / cable K)		2 / - / -	2 / - / -	2 / 1 / -	2 / 1 / -	2 / 1 / -
HYDRAULIC POWER REQUIREMENTS						
Flow min.	l / min (U.S. gpm)	23 (6.1)	28 (7.4)	37 (9.8)	52 (13.8)	58 (15.3)
Pressure max.	bar (psi)	210 (3000)	210 (3000)	210 (3000)	210 (3000)	210 (3000)
OVERALL DIMENSIONS						
Length	mm (in)	435 (17.15)	459 (18.1)	500 (19.7)	568 (22.4)	566 (22.3)
Width	mm (in)	212 (8.35)	212 (8.35)	212 (8.35)	212 (8.35)	290 (11.45)
Height	mm (in)	229 (9.05)	230 (9.1)	326 (12.85)	326 (12.85)	351 (13.85)
Weight	kg (lbs)	26 (57)	29 (64)	43 (95)	57 (126)	60 (132)
HG Hydraulic Generators are available up to 350 kVA. Models available with separate electric central and connection cable. Visit our website www.dynaset.com for more detailed information.						



HG - 50Hz, IP23

		HG 15 65	HG 20 92	HG 20 60	HG 30 120	HG 30 90
OUTPUT CHARACTERISTICS						
Output power max.	kVA	15	20	20	30	30
Power factor / power	cos φ/kW	0,8/12,0	0,8/16,0	0,8/16,0	0,8/24,0	0,8/24,0
Output Voltage, VAC	1 phase	230	230	230	230	230
	3 phase	400	400	400	400	400
Nominal Current, A	1 phase	32,6	43,5	43,5	65,2	65,2
	3 phase	21,7	28,9	28,9	43,3	43,3
Sockets (1 phase / 3 phase / cable K)		2 / 2 /-	2 / 2 /-	2 / 2 /-	- / - / K	- / - / K
HYDRAULIC POWER REQUIREMENTS						
Flow min.	l / min (U.S. gpm)	69 (18.2)	94 (24.8)	62 (16.4)	122 (32.2)	92 (24.3)
Pressure max.	bar (psi)	210 (3000)	210 (3000)	420 (6100)	250 (3600)	420 (6100)
OVERALL DIMENSIONS						
Length	mm (in)	828 (32.6)	879 (34.6)	924 (36.4)	933 (36.75)	908 (35.75)
Width	mm (in)	349 (13.8)	349 (13.8)	349 (13.8)	328 (12.95)	328 (12.95)
Height	mm (in)	462 (18.2)	462 (18.2)	462 (18.2)	433 (17.05)	433 (17.10)
Weight	kg (lbs)	98 (216)	120 (265)	120 (265)	175 (386)	173 (382)
HG Hydraulic Generators are available up to 350 kVA. Models available with separate electric central and connection cable. Visit our website www.dynaset.com for more detailed information.						



HG - 50Hz, IP23



		HG 40 165	HG 40 90	HG 50 188	HG 50 120	HG 60 120	HG 70 165
OUTPUT CHARACTERISTICS							
Output power max.	kVA	40	40	50	50	60	70
Power factor / power	cos φ/kW	0,8/32,0	0,8/32,0	0,8/40,0	0,8/40,0	0,8/48,0	0,8/56,0
Output Voltage, VAC	1 phase	230	230	230	230	230	230
	3 phase	400	400	400	400	400	400
Nominal Current, A	1 phase	87,0	87,0	130,4	130,4	156,5	182,6
	3 phase	57,7	57,7	72,2	72,2	86,6	101,0
Sockets (1 phase / 3 phase) / cable K		- / - / K	- / - / K	- / - / K	- / - / K	- / - / K	- / - / K
HYDRAULIC POWER REQUIREMENTS							
Flow min.	l / min (U.S. gpm)	167 (44.1)	92 (24.3)	190 (50.2)	122 (32.2)	122 (32.2)	167 (44.1)
Pressure max.	bar (psi)	250 (3600)	420 (6100)	250 (3600)	420 (6100)	420 (6100)	420 (6100)
OVERALL DIMENSIONS							
Length	mm (in)	1003 (39.5)	996 (39.2)	1250 (49.2)	1135 (44.7)	custom	custom
Width	mm (in)	402 (15.8)	402 (15.8)	402 (15.8)	402 (15.8)	custom	custom
Height	mm (in)	478 (18.8)	478 (18.8)	490 (19.3)	490 (19.3)	custom	custom
Weight	kg (lbs)	198 (437)	198 (437)	249 (549)	249 (549)	custom	custom
HG Hydraulic Generators are available up to 350 kVA. Models available with separate electric central and connection cable. Visit our website www.dynaset.com for more detailed information.							

HG - 50Hz, IP54

		HG 4.1 25	HG 6.6 34	HG 10.1 49	HG 12.1 54	HG 15.1 63	HG 20.1 78	HG 30.1 90
OUTPUT CHARACTERISTICS								
Output power max.	kVA	4,1	6,6	10,1	12,1	15,1	20,1	30,1
Power factor / power	cos φ/kW	1,0/4,1	0,8/5,28	0,8/8,0	0,8/9,68	0,8/12,08	0,8/16,08	0,8/24,08
Output Voltage, VAC	1 phase	230	230	230	230	230	230	230
	3 phase		400	400	400	400	400	400
Nominal Current, A	1 phase	17,8	14,2	21,7	26,1	32,6	43,7	65,2
	3 phase	-	9,5	14,6	17,5	21,8	29,0	43,3
Sockets (1 phase / 3 phase) / cable K		2 / - / -	2 / 1 / -	2 / 1 / -	2 / 1 / -	- / - / K	- / - / K	- / - / K
HYDRAULIC POWER REQUIREMENTS								
Flow min.	l / min (U.S. gpm)	28 (7.4)	37 (9.8)	52 (13.7)	58 (15.6)	65 (17.2)	82 (21.9)	95 (25.1)
Pressure max.	bar (psi)	210 (3000)	210 (3000)	210 (3000)	210 (3000)	210 (3000)	210 (3000)	420 (6100)
OVERALL DIMENSIONS								
Length	mm (in)	470 (18.5)	479 (18.9)	518 (20.4)	519 (20.45)	567 (22.3)	795 (31.3)	1125 (44.3)
Width	mm (in)	381 (15.0)	381 (15.0)	379 (14.95)	381 (15.0)	334 (13.1)	334 (13.2)	397 (15.6)
Height	mm (in)	352 (13.9)	350 (13.85)	354 (13.95)	335 (13.2)	262 (10.3)	272 (10.7)	340 (13.4)
Weight	kg (lbs)	43,5 (96)	56,5 (125)	68 (150)	68 (150)	98 (216.1)	120 (265)	185 (407)
HG Hydraulic Generators are available up to 350 kVA. Models available with separate electric central and connection cable. Visit our website www.dynaset.com for more detailed information.								



HG - 60Hz, IP23



		HG 3.7 25	HG 6 30	HG 9 41	HG 12 58	HG 18 78	HG 25 110	HG 40 110
OUTPUT CHARACTERISTICS								
Output power max.	kVA	3,7	6	9	12	18	25	40
Power factor / power	cos φ/kW	1,0/3,7	1,0/6,0	0,8/7,2	0,8/9,6	0,8/14,4	0,8/20,0	0,8/32,0
*Output Voltage, VAC	1 phase	120	120	120	120	120	120	120
	3 phase	-	-	208	208	208	208	208
Nominal Current, A	1 phase	37,5 (18,7)	50 (25)	37,35	49,9	74,85	103,9	166,5
	3 phase	-	-	24,9	33,3	49,9	69,3	111,0
Sockets (1 phase / 3 phase) / cable K)		2 / - / -	2 / - / -	2 / 1 / -	2 / 1 / -	2 / 2 / -	2 / 2 / -	- / - / K
HYDRAULIC POWER REQUIREMENTS								
Flow min.	l / min (U.S. gpm)	27 (7.2)	32 (8.5)	43 (11.4)	60 (15.9)	80 (21.2)	112 (29.6)	112 (29.6)
Pressure max.	bar (psi)	210 (3000)	210 (3000)	210 (3000)	210 (3000)	210 (3000)	210 (3000)	420 (6100)
OVERALL DIMENSIONS								
Length	mm (in)	458 (18.05)	459 (18.10)	583 (23.00)	587 (23.15)	828 (32.60)	879 (35.20)	989 (38.95)
Width	mm (in)	212 (8.35)	212 (8.35)	290 (11.45)	290 (11.45)	366 (14.45)	366 (14.45)	384 (15.70)
Height	mm (in)	230 (9.10)	230 (9.10)	368 (14.50)	368 (14.50)	349 (13.75)	349 (13.75)	478 (18.85)
Weight	kg (lbs)	29 (64)	29 (64)	104 (229)	60 (132)	98 (216)	120 (265)	198 (437)
*60 Hz HG Hydraulic Generators are available with any standard 60 Hz voltage system by request. Models available with separate electric central and connection cable. Visit our website www.dynaset.com for more detailed information.								

HG - VDC

		HG 1 12	HG 1 24	HG 2 24
OUTPUT CHARACTERISTICS				
Output Power max.	kW	1,0	1,0	2,0
Output voltage	VDC	14	28	28
Nominal Current	A	70	40	70
Sockets (1 phase / 3 phase / cable K)		- / - / K	- / - / K	- / - / K
HYDRAULIC POWER REQUIREMENTS				
Flow min.	l / min (U.S. gpm)	14 (3.7)	14 (3.7)	26 (6.9)
Pressure max.	bar (psi)	210 (3000)	210 (3000)	210 (3000)
OVERALL DIMENSIONS				
Length	mm (in)	335 (13.2)	335 (13.2)	335 (13.2)
Width	mm (in)	190 (7.5)	190 (7.5)	190 (7.5)
Height	mm (in)	195 (7.7)	195 (7.7)	195 (7.7)
Weight	kg (lbs)	10 (22)	10 (22)	11 (24)
Visit our website www.dynaset.com for more detailed information.				



HGV POWER BOX

VARIABLE HYDRAULIC GENERATOR SYSTEM



HGV POWER BOX

		HGV Power Box 3,5	HGV Power Box 6,5	HGV Power Box 10	HGV Power Box 15	HGV Power Box 20
OUTPUT CHARACTERISTICS						
Output Power max.	kVA	3,5	6,5	10	15	20
Power factor / power	cos φ/kW	1,0/3,5	0,8/5,8	0,8/8,0	0,8/9,6	0,8/16,0
Output Voltage, VAC	1 phase	230	230	230	230	230
	3 phase	-	400	400	400	400
Nominal Current	1 phase	15,2	14,1	21,7	32,6	43,5
	3 phase	-	9,4	14,4	21,7	28,9
Sockets (1 phase / 3 phase / cable K)		2 / - / -	2 / 1 / -	2 / 1 / -	2 / 2 / -	2 / 2 / -
Pump speed	rpm	500 - 4000	750 - 4000	850 - 4000	700 - 3000	650 - 3000
OVERALL DIMENSIONS						
Box model		S	S	S	M	M
Length	mm (in)	884 (34.80)	884 (34.80)	884 (34.80)	960 (37.80)	960 (37.80)
Width	mm (in)	502 (19.80)	502 (19.80)	502 (19.80)	702 (27.65)	702 (27.65)
Height	mm (in)	490 (19.30)	490 (19.30)	490 (19.30)	478 (18.85)	478 (18.85)
Weight	kg (lbs)	60 - 240 (132 - 528)			80 - 350 (176 - 770)	
System includes hydraulic generator, oil cooler, hydraulic pump with solenoid control. Visit our website www.dynaset.com for more detailed information.						



HGV

VARIABLE HYDRAULIC GENERATOR SYSTEM



HGV

		HGV Basic 3,5	HGV Basic 6,5	HGV Basic 10	HGV Basic 10	HGV Basic 12	HGV Basic 15	HGV Basic 20
OUTPUT CHARACTERISTICS								
Output Power	kVA	3,5	6,5	10	10	12	15	20
Power factor / power	cos φ/kW	1,0/3,5	0,8/5,8	0,8/8,0	0,8/8,0	0,8/9,6	0,8/12,0	0,8/16,0
Output Voltage, VAC	1 phase	230	230	230	230	230	230	230
	3 phase	-	400	400	400	400	400	400
Nominal Current, A	1 phase	15,2	14,2	21,7	21,7	32,6	32,6	43,5
	3 phase	-	9,4	14,4	14,4	17,3	21,7	28,9
Sockets (1 phase / 3 phase / cable K)		2 / - / -	2 / 1 / -	2 / 1 / -	2 / 1 / -	2 / 1 / -	2 / 1 / -	2 / 1 / -
Pump speed	rpm	500 - 4000	750 - 4000	850 - 4000	700 - 3000	800 - 3000	700 - 3000	650 - 3000
OVERALL GENERATOR DIMENSIONS								
Length	mm (in)	435 (17.15)	500 (19.7)	568 (22.4)	568 (22.4)	566 (22.3)	828 (32.60)	879 (34.60)
Width	mm (in)	212 (8.35)	212 (8.35)	212 (8.35)	212 (8.35)	290 (11.45)	349 (13.80)	349 (13.80)
Height	mm (in)	229 (9.05)	326 (12.85)	326 (12.85)	326 (12.85)	351 (13.85)	462 (18.20)	462 (18.20)
Weight	kg (lbs)	26 (57)	43 (95)	57 (126)	57 (126)	60 (132)	98 (216)	120 (265)
System includes hydraulic generator, oil cooler, hydraulic pump with solenoid control. Visit our website www.dynaset.com for more detailed information.								




HWG

HYDRAULIC WELDING GENERATOR











HWG

		HWG 180	HWG 220	HWG 300	HWG 400
OUTPUT CHARACTERISTICS					
Welding current	A	40-180	40-220	30-300	50-400
Welding electrode		Ø 4 mm	Ø 5 mm	Ø 6 mm	Ø 7 mm
ED%	%	50	35	35	35
Output voltage, VAC	1 phase	230	230	230	230
	3 phase	400	400	400	400
Output power	1 phase	3,0 kVA	3,0 kVA	4,0 kVA	4,0 kVA
	3 phase	6,0 kVA	6,0 kVA	10,0 kVA	10,0 kVA
HYDRAULIC POWER REQUIREMENTS					
Flow min.	l / min (U.S. gpm)	36 (5.5)	51 (13.5)	56 (14.8)	81 (21.4)
Pressure max.	bar (psi)	210 (3000)	210 (3000)	210 (3000)	210 (3000)
OVERALL DIMENSIONS					
Length	mm (in)	563 (21.10)	567 (22.35)	613 (24.15)	801 (31.55)
Width	mm (in)	212 (8.35)	212 (8.35)	285 (11.15)	318 (12.55)
Height	mm (in)	365 (14.40)	365 (14.40)	434 (17.10)	544 (21.45)
Weight	kg (lbs)	51 (112)	52 (114)	92 (203)	132 (291)
Visit our website www.dynaset.com for more detailed information.					



HGG

HYDRAULIC GROUND POWER GENERATOR



HGG


HGG 200

OUTPUT CHARACTERISTICS		
Output Power max.	VDC	28,5
Nominal Current	A	40 - 200
HYDRAULIC POWER REQUIREMENTS		
Flow min.	l / min (U.S. gpm)	36 (9.5)
Pressure max.	bar (psi)	210 (3000)
OVERALL DIMENSIONS		
Length	mm (in)	340 (13.40)
Width	mm (in)	210 (8.30)
Height	mm (in)	620 (24.45)
Weight	kg (lbs)	52 (115)
110 V at 400 Hz is also an option. Visit our website www.dynaset.com for more detailed information.		



HPW

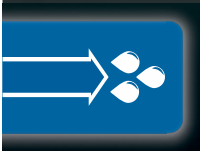

HYDRAULIC POWER WASHER
















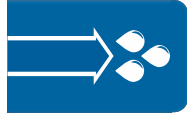
HPW

		HPW 200	HPW 250	HPW 420	HPW 220	HPW 90	HPW 520
OUTPUT CHARACTERISTICS							
Pumping fluid flow max.	l / min (U.S. gpm)	30 (7.9)	30 (7.9)	20 (5.3)	50 (13.2)	150 (39.6)	30 (7.9)
Pressure max.	bar (psi)	200 (2900)	250 (3600)	420 (6100)	220 (3200)	90 (1300)	520 (7500)
Power max.	kW	10	12,5	14	18.5	22.5	26
HYDRAULIC POWER REQUIREMENTS							
Flow max.	l / min (U.S. gpm)	40 (10.6)	40 (10.6)	50 (13.2)	70 (18.5)	85 (22.5)	85 (22.5)
Pressure max.	bar (psi)	210 (3000)	260 (3800)	220 (3200)	210 (3000)	210 (3000)	250 (3600)
OVERALL DIMENSIONS							
Length	mm (in)	160 (6.3)	167 (6.6)	160 (6.3)	170 (6.7)	175 (6.9)	140 (5.5)
Width	mm (in)	245 (9.6)	238 (9.4)	245 (9.6)	280 (11.0)	345 (13.6)	290 (11.4)
Height	mm (in)	165 (6.5)	179 (7.0)	155 (6.1)	185 (7.2)	250 (9.8)	175 (6.9)
Weight	kg (lbs)	8 (17.6)	11 (24.3)	16 (35.2)	18 (39.6)	31 (68.3)	22 (48.5)
Visit our website www.dynaset.com for more detailed information.							



HPW

		HPW 180	HPW 460	HPW 130	HPW 320	HPW 800	HPW 1600	HPW 1000
OUTPUT CHARACTERISTICS								
Pumping fluid flow max.	l / min (U.S. gpm)	90 (23.8)	50 (13.2)	180 (47.5)	75 (19.8)	30 (7.9)	15 (4.0)	30 (7.9)
Pressure max.	bar (psi)	180 (2600)	460 (6700)	130 (1900)	320 (4600)	800 (11600)	1600 (23200)	1000 (14500)
Power max.	kW	27	38	39	40	40	40	50
HYDRAULIC POWER REQUIREMENTS								
Flow max.	l / min (U.S. gpm)	115 (30.4)	115 (30.4)	140 (37.0)	125 (33.0)	140 (37.0)	140 (37.0)	140 (37.0)
Pressure max.	bar (psi)	210 (3000)	250 (3600)	250 (3600)	250 (3600)	210 (3000)	230 (3300)	280 (4100)
OVERALL DIMENSIONS								
Length	mm (in)	240 (9.4)	195 (7.7)	175 (6.9)	250 (9.8)	195 (7.6)	195 (7.6)	168 (6.6)
Width	mm (in)	330 (13.0)	314 (12.2)	400 (15.7)	344 (13.5)	340 (13.3)	405 (15.9)	379 (15.6)
Height	mm (in)	175 (6.9)	197 (7.8)	270 (10.6)	282 (11.1)	195 (7.6)	160 (6.3)	194 (7.6)
Weight	kg (lbs)	28 (61.7)	26 (57.3)	35 (77.2)	32 (70.4)	39 (85.9)	36 (79.3)	39 (85.9)
Visit our website www.dynaset.com for more detailed information.								



HPW

	HPW 360	HPW 300	HPW 1200	HPW MOBI 200	HPW MOBI 220	HPW FOX 200
OUTPUT CHARACTERISTICS						
Pumping fluid flow max. l / min (U.S. gpm)	220 (58.1)	300 (79.3)	100 (26.4)	30 (7.9)	50 (13.2)	30 (7.9)
Pressure max. bar (psi)	360 (5200)	300 (4300)	1200 (17400)	200 (2900)	220 (3200)	200 (2900)
Power max. kW	132	150	200	10	18.5	10
HYDRAULIC POWER REQUIREMENTS						
Flow max. l / min (U.S. gpm)	360 (95)	350 (92.5)	440 (116.0)	40 (10.6)	70 (18.5)	40 (10.6)
Pressure max. bar (psi)	250 (3600)	350 (5000)	350 (5075)	200 (2900)	210 (3000)	210 (3000)
OVERALL DIMENSIONS						
Length mm (in)	305 (12.0)	270 (10.6)	265 (10.4)	350 (13.8)	350 (13.8)	350 (13.8)
Width mm (in)	740 (29.2)	745 (29.3)	915 (36)	400 (15.7)	400 (15.7)	400 (15.7)
Height mm (in)	365 (14.4)	360 (14.2)	350 (13.8)	1100 (43.3)	1100 (43.3)	1100 (43.3)
Weight kg (lbs)	153 (336)	170 (375)	177 (391)	21 (47)	31 (69)	21 (47)
Visit our website www.dynaset.com for more detailed information.						

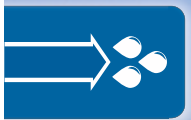


KPL

HIGH PRESSURE STREET WASHING UNIT

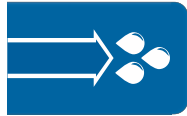








KPL



		KPL S 200 - 1250X8	KPL M 200 - 1650X9	KPL L 200 - 1650X9	KPL L 220 - 1850X9	KPL XL 220 - 2200X10	KPL XL 180 - 2200X10
OUTPUT CHARACTERISTICS							
Washing pressure max.	bar (psi)	200 (2900)	200 (2900)	200 (2900)	220 (3200)	220 (3200)	180 (2600)
Output max.	l / min (U.S. gpm)	30 (7.9)	30 (7.9)	30 (7.9)	50 (13.2)	50 (13.2)	90 (23.8)
Cleaning width	m (ft)	1,5 (4.9)	1,8 (5.9)	1,8 (5.9)	2 (6.6)	2,5 (8.2)	2,5 (8.2)
Water tank volume	l (U.S. gal)	270 (71)	540 (142)	810 (214)	810 (214)	1060 (280)	1060 (280)
Turning device control	(M)manual/ (H)hydraulic/ (E) electric/	M	H / E	H / E	H / E	H / E	H / E
HYDRAULIC POWER REQUIREMENTS							
Flow max.	l / min (U.S. gpm)	40 (10.6)	40 (10.6)	40 (10.6)	70 (18.5)	70 (18.5)	115 (30.4)
Pressure max.	bar (psi)	210 (3000)	210 (3000)	210 (3000)	210 (3000)	210 (3000)	210 (3000)
OVERALL DIMENSIONS							
Length	mm (in)	960 (37.8)	1655 (65.2)	1655 (65.2)	1655 (65.2)	1655 (65.2)	1655 (65.2)
Water tank width	mm (in)	1042 (41)	960 (37.8)	1438 (17.2)	1438 (17.2)	1916 (75.4)	1916 (75.4)
Spray unit width	mm (in)	1250 (5.9)	1650 (6.2)	1650 (6.2)	1850 (72.8)	2200 (86.6)	2200 (86.6)
Height	mm (in)	1143 (45)	1100 (43.3)	1100 (43.3)	1100 (43.3)	1100 (43.3)	1100 (43.3)
Weight	kg (lbs)	80 (176)	212 (476)	215 (473)	225 (496)	302 (666)	312 (688)
Visit our website www.dynaset.com for more detailed information.							


KPL - WITHOUT WATER TANK

		KPL 200 1650X9	KPL 220 1850X9	KPL 180 2200X10	KPL TRUCK 90 2200X11	KPL TRUCK 180 2200X10
OUTPUT CHARACTERISTICS						
Washing pressure max.	bar (psi)	200 (2900)	220 (3200)	180 (2600)	90 (1305)	180 (2600)
Output max.	l / min (U.S. gpm)	30 (7.9)	50 (13.2)	90 (23.8)	150 (39.6)	90 (23.8)
Cleaning width	m (ft)	1,8 (5.9)	2 (6.6)	2,5 (8.2)	2,5 (8.2)	2,5 (8.2)
Turning device control	(M)manual/ (H)hydraulic/ (E) electric/	M	H / E	H / E	H / E	H / E
Hydraulic lifting device		-	-	-	yes	yes
HYDRAULIC POWER REQUIREMENTS						
Flow max.	l / min (U.S. gpm)	40 (10.6)	70 (18.5)	115 (30.4)	85 (22.4)	115 (30.4)
Pressure max.	bar (psi)	210 (3000)	210 (3000)	210 (3000)	210 (3000)	210 (3000)
Visit our website www.dynaset.com for more detailed information.						



HPW-DUST

HIGH PRESSURE DUST SUPPRESSION SYSTEM







HPW-DUST

		HPW DUST 200	HPW DUST 200 DOUBLE DUST	HPW DUST 220 DOUBLE DUST	HPW DUST 180 DOUBLE DUST	HPW DUST 130 DOUBLE DUST
OUTPUT CHARACTERISTICS						
Output flow max.	l / min (U.S. gpm)	30 (7.9)	30 (7.9)	50 (13.2)	90 (23.8)	180 (47.5)
Pressure recommended	bar (psi)	140 (2000)	140 (2000)	140 (2000)	140 (2000)	130 (1900)
Pressure max	bar (psi)	200 (2900)	200 (2900)	220 (3200)	180 (2600)	130 (1900)
Nozzle	pcs	4	2	4	4	4
High power nozzle	pcs	-	2	2	2	2
HYDRAULIC POWER REQUIREMENTS						
Flow max.	l / min (U.S. gpm)	40 (10.6)	40 (10.6)	70 (18.5)	115 (30.4)	140 (37.0)
Pressure recommended	l / min (U.S. gpm)	160 (2300)	160 (2300)	140 (2000)	170 (2500)	250 (3600)
Pressure max.	bar (psi)	210 (3000)	210 (3000)	210 (3000)	210 (3000)	250 (3600)
EQUIPMENT						
Pump type		HPW 200	HPW 200	HPW 220	HPW 180	HPW 130
Installation kit		Includes Installation valves, fittings, connectors, nozzles, filters, washing pistol and 10m hose				
DESCRIPTION						
		Powerful and effective dust suppression kit	Powerful and effective dust suppression kit. Includes high power double dust spraying nozzles for more demanding dust suppression.			
Application		Mobile crushers, crushing plants, mobile screeners, breakers, drilling rigs, loaders, dumpers, demolition machinery, etc.				
Visit our website www.dynaset.com for more detailed information.						



PPL

HIGH PRESSURE PIPE CLEANING UNIT







PPL

		PPL 200	PPL 220	PPL 180	PPL 460
OUTPUT CHARACTERISTICS					
Washing pressure max.	bar (psi)	200 (2900)	220 (3200)	180 (2600)	460 (6700)
Output max.	l / min (U.S. gpm)	30 (7.9)	50 (13.2)	90 (23.8)	50 (13.2)
Recommended hose Ø	in	3/8	1/2	3/4	1/2
Recommended hose length	m (ft)	50 (13.2)	50 (13.2)	50 (13.2)	100 (26.4)
Control	(M)manual/ (E12) electric 12V/ (E24) electric 24V	M/E12/E24	M/E12/E24	M/E12/E24	M/E12/E24
HYDRAULIC POWER REQUIREMENTS					
Flow max.	l / min (U.S. gpm)	40 (10.6)	70 (18.5)	115 (30.4)	115 (30.4)
Pressure max.	bar (psi)	210 (3000)	210 (3000)	210 (3000)	250 (3600)
OVERALL DIMENSIONS					
Length	mm (in)	650 (25.6)	650 (25.6)	650 (25.6)	650 (25.6)
Width	mm (in)	360 (14.2)	360 (14.2)	450 (17.7)	660 (26.0)
Height	mm (in)	650 (25.6)	650 (25.6)	920 (36.2)	920 (36.2)
Weight	kg (lbs)	69 (152.1)	72 (158.7)	73 (160.9)	85 (187.4)
Visit our website www.dynaset.com for more detailed information.					




HPW-FIRE

HIGH PRESSURE FIREFIGHTING SYSTEM







HPW-FIRE

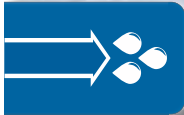
HIGH PRESSURE FIREFIGHTING SYSTEMS	
HPW 200 firefighting pistol kit	Pistol handle 200 bar (2900 psi), 30 l/min (7.9 U.S. gpm) with quick coupler piercing / fog / foam nozzle.
HPW 220 firefighting pistol kit	Pistol handle 220 bar (2900 psi), 50 l/min (13.2 U.S. gpm) with quick coupler piercing / fog / foam nozzle.
HPW 130 firefighting pistol kit	Pistol handle 130 bar (1900 psi), 180 l/min (47.5 U.S. gpm) with quick coupler piercing / fog / foam nozzle.
HPW 180 firefighting pistol kit	Pistol handle 180 bar (2600 psi), 90 l/min (23.8 U.S. gpm) with quick coupler piercing / fog / foam nozzle.
HPP 800-42	Hydraulic low pressure fire pump, max. 800 l/min (211 U.S. gpm), 8 bar (120 psi). Hydraulic flow requirement 42 l/min (11 U.S. gpm).
HPP 1200-70	Hydraulic low pressure fire pump, max. 1200 l/min (317 U.S. gpm), 42 bar (600 psi). Hydraulic flow requirement 70 l/min (18.5 U.S. gpm).
HRU 800 /2x5-45	Closed circuit hydraulic-to-hydraulic power unit. Delivers 800 bar (11600 psi), 2x5 l/min (1.3 U.S. gpm) of hydraulic power for rescue tools.
HPI 700/30-75	Hydraulic-to-hydraulic power unit. HPI delivers 1x700 bar (10200 psi), 30 l/min (7.9 U.S. gpm) of hydraulic power for rescue tools.
Foam injector	Adjustable foam content 0 - 6%.

Visit our website www.dynaset.com for more detailed information.



FP

FIREFIGHTING PIERCING KIT



FP

FIREFIGHTING PIERCING KIT	
FP200/30-40	Firefighting piercing kit, 200 bar (2900 psi), 30 l/min (7.9 U.S. gpm)
FP220/50-40	Firefighting piercing kit, 220 bar (3200 psi), 50 l/min (13.2 U.S. gpm)
FP180/90-40	Firefighting piercing kit, 180 bar (2600 psi), 90 l/min (23.8 U.S. gpm)
FP130/180-40	Firefighting piercing kit, 130 bar (1900 psi), 180 l/min (47.5 U.S. gpm)

The FP kit includes a HPW pump, piercing tool and control unit. Visit our website www.dynaset.com for more detailed information.




HDF

HYDRAULIC DRILLING FLUID PUMP







HDF

		HDF 40 /40-8	HDF 180 /25-35	HDF 200 /40-55	HDF 160 /70-90	HDF 90 /150-85	HDF 250 /250-280
OUTPUT CHARACTERISTICS							
Drilling fluid flow max.	l / min (U.S. gpm)	40 (10.6)	23 (6.1)	40 (10.6)	70 (18.5)	150 (39.6)	250 (66.0)
Pressure max.	bar (psi)	40 (580)	180 (2600)	200 (2900)	160 (2300)	90 (1300)	200 (2900)
Power max.	kW	2.6	7	13	19	23	85
HYDRAULIC POWER REQUIREMENTS							
Flow max.	l / min (U.S. gpm)	8 (2.1)	35 (9.3)	55 (14.5)	90 (23.8)	85 (22.5)	280 (74.0)
Pressure max.	bar (psi)	210 (3000)	210 (3000)	210 (3000)	210 (3000)	210 (3000)	210 (3000)
OVERALL DIMENSIONS							
Length	mm (in)	190 (7.5)	160 (6.3)	170 (6.7)	220 (8.7)	175 (6.9)	270 (10.6)
Width	mm (in)	315 (12.4)	245 (9.6)	280 (11.0)	330 (13.0)	365 (14.3)	745 (29.3)
Height	mm (in)	170 (6.7)	170 (6.7)	185 (7.3)	180 (7.1)	250 (9.8)	340 (14.2)
Weight	kg (lbs)	8 (17.6)	8 (17.6)	15 (33.1)	27 (59.5)	30 (66.1)	170 (374.8)
Visit our website www.dynaset.com for more detailed information.							



JPL

HIGH PRESSURE BIN WASHING SYSTEM



JPL

	JPL 200	JPL 200 (with WHU)	JPL 2000 (robot)
SYSTEM CHARACTERISTICS			
Operation	Manual	Manual	Automatic
Pump type	HPW 200/30-45	HPW 200/30-45	HPW 180/90-115
OUTPUT CHARACTERISTICS			
Water pressure max. bar (psi)	200 (2900)	200 (2900)	180 (2600)
Water flow max. l / min (U.S. gpm)	30 (7.9)	30 (7.9)	90 (23.8)
HYDRAULIC POWER REQUIREMENTS			
Flow max. l / min (U.S. gpm)	45 (11.9)	45 (11.9)	115 (30.4)
Pressure max. bar (psi)	200 (2900)	200 (2900)	210 (3000)
<p>JPL 200 standard supply: HPW pump, nozzles, washing pistol and 20 m hose reel. WHU = Water heating unit. Visit our website www.dynaset.com for more detailed information.</p>			



HSP

HYDRAULIC SUBMERSIBLE PUMP



HSP

		HSP 600	HSP 1500	HSP 2600	HSP 4000	HSP 7000	HSP 10000	HSP 16000
OUTPUT CHARACTERISTICS								
Output max.	l / min (U.S. gpm)	800 (210)	2000 (530)	3000 (790)	5000 (1300)	8000 (2100)	12000 (3200)	20000 (5300)
Head max.	m (ft.)	30 (100)	25 (80)	35 (115)	30 (100)	35 (115)	35 (115)	35 (115)
Discharge at standard head of 5m	l / min (U.S. gpm)	600 (160)	1500 (300)	2600 (700)	4000 (1000)	7000 (1900)	10000 (2600)	16000 (4200)
Hose Ø	in	2	3	3	5	5	6	6
HYDRAULIC POWER REQUIREMENTS								
Flow max.	l / min (U.S. gpm)	38 (10.0)	40 (10.6)	50 (13.2)	100 (26.4)	169 (44.6)	200 (52.8)	317 (83.7)
Pressure max.	bar (psi)	260 (3700)	180 (2600)	250 (3600)	250 (3600)	350 (5000)	350 (5000)	350 (5000)
OVERALL DIMENSIONS								
Width	mm (in)	140 (5.5)	350 (13.8)	350 (13.8)	450 (17.7)	450 (17.7)	500 (19.7)	650 (25.6)
Height	mm (in)	510 (20.1)	700 (27.6)	700 (27.6)	900 (35.4)	900 (35.4)	1100 (43.3)	1250 (49.2)
Weight	kg (lbs)	7 (15.4)	15 (33.1)	20 (44.1)	45 (99.2)	54 (119)	70 (154.3)	85 (187.4)
Visit our website www.dynaset.com for more detailed information.								



HK / HKR / HKL

HYDRAULIC COMPRESSORS









HK

		HK 450	HK 1000
OUTPUT CHARACTERISTICS			
Compressed air (ISO 1217) max.	l / min (cfm)	450 (16)	1000 (36)
Pressure max.	bar (psi)	8 (116)	12 (174)
HYDRAULIC POWER REQUIREMENTS			
Flow at max. output	l / min (U.S. gpm)	15 (4.0)	35 (9.3)
Pressure max.	bar (psi)	210 (3000)	230 (3300)
OVERALL DIMENSIONS			
Length	mm (in)	530 (20.9)	725 (28.5)
Width	mm (in)	430 (16.9)	490 (19.2)
Height	mm (in)	460 (18.1)	600 (23.6)
Weight	kg (lbs)	35 (77.2)	80 (176.4)
Visit our website www.dynaset.com for more detailed information.			



HKR

		HKR 500 -29	HKR 600 -26	HKR 800 -43	HKR 1300 -37	HKR 2000 -53	HKR 2500 -67	HKR 4000 -104	HKR 5000 -137	HKR 7500 -183	HKR 11000 -184	HKR 11000 -270
OUTPUT CHARACTERISTICS												
Compressed air (ISO 1217) max.	l / min (cfm)	500 (17)	600 (21)	800 (28)	1300 (46)	2000 (71)	2500 (88)	4000 (141)	5000 (177)	7500 (265)	11000 (388)	11000 (388)
Pressure max.	bar (psi)	10 (145)	15 (217)	10 (145)	10 (145)	10 (145)	10 (145)	10 (145)	10 (145)	10 (145)	10 (145)	10 (145)
HYDRAULIC POWER REQUIREMENTS												
Flow at max. output	l / min (U.S. gpm)	29 (7.7)	26 (6.9)	43 (11.4)	37 (9.8)	53 (14.0)	67 (17.7)	104 (27.5)	137 (36.2)	183 (48.3)	184 (48.6)	270 (71.3)
Pressure max.	bar (psi)	230 (3300)	230 (3300)	230 (3300)	230 (3300)	230 (3300)	230 (3300)	230 (3300)	230 (3300)	270 (3900)	380 (5500)	380 (5500)
OVERALL DIMENSIONS												
Length	mm (in)	450 (17.7)	490 (19.3)	450 (17.7)	490 (19.3)	490 (19.3)	490 (19.3)	650 (25.6)	670 (26.4)	779 (30.7)	1603 (63.1)	1618 (63.7)
Width	mm (in)	350 (13.8)	371 (14.6)	350 (13.8)	455 (17.9)	455 (17.9)	455 (17.9)	520 (20.5)	520 (20.5)	622 (24.5)	799 (31.5)	799 (31.5)
Height	mm (in)	390 (15.4)	461 (18.1)	390 (15.4)	453 (17.8)	453 (17.8)	453 (17.8)	574 (22.6)	574 (22.6)	722 (28.4)	946 (37.2)	946 (37.2)
Weight	kg (lbs)	43 (94.8)	43 (94.8)	43 (94.8)	74 (163)	74 (163)	74 (163)	137 (302)	137 (302)	270 (595)	377 (831)	377 (831)
Visit our website www.dynaset.com for more detailed information.												



HKL

		HKL 400	HKL 801	HKL 1300	HKL 1300 *	HKL 1800
OUTPUT CHARACTERISTICS						
Compressed air (ISO 1217) max.	l / min (cfm)	400 (14)	800 (28)	1300 (46)	1300 (46)	1800 (64)
Pressure max.	bar (psi)	8 (116)	8 (116)	8 (116)	8 (116)	8 (116)
HYDRAULIC POWER REQUIREMENTS						
Flow at max. output	l / min (U.S. gpm)	24 (6.4)	26 (6.9)	38 (10.0)	46 (12.2)	46 (12.2)
Pressure max.	bar (psi)	250 (3600)	250 (3600)	250 (3600)	250 (3600)	250 (3600)
OVERALL DIMENSIONS						
Length	mm (in)	525 (20.7)	640 (25.2)	640 (25.2)	640 (25.2)	810 (31.9)
Width	mm (in)	250 (9.8)	320 (12.6)	320 (12.6)	320 (12.6)	390 (15.4)
Height	mm (in)	325 (12.8)	520 (20.5)	520 (20.5)	520 (20.5)	620 (24.4)
Weight	kg (lbs)	30 (66)	55 (121)	55 (121)	55 (121)	103 (227)
* Low pressure model (nominal hydraulic input pressure 170 bar.) HKL models available up to 13 bar. Visit our website www.dynaset.com for more detailed information.						



HKL

		HKL 2600	HKL 2600 *	HKL 4100	HKL 5000	HKL 7500
OUTPUT CHARACTERISTICS						
Compressed air (ISO 1217) max.	l / min (cfm)	2600 (92)	2600 (92)	4100 (145)	5000 (177)	7500 (265)
Pressure max.	bar (psi)	8 (116)	8 (116)	8 (116)	8 (116)	8 (116)
HYDRAULIC POWER REQUIREMENTS						
Flow at max. output	l / min (U.S. gpm)	65 (17.2)	82 (21.7)	113 (29.9)	135 (35.7)	150 (39.6)
Pressure max.	bar (psi)	250 (3600)	250 (3600)	250 (3600)	250 (3600)	250 (3600)
OVERALL DIMENSIONS						
Length	mm (in)	810 (31.9)	810 (31.9)	890 (35.0)	890 (35.0)	1100 (43.3)
Width	mm (in)	390 (15.4)	390 (15.4)	515 (20.3)	515 (20.3)	890 (35.0)
Height	mm (in)	620 (24.4)	620 (24.4)	790 (31.1)	790 (31.1)	900 (35.4)
Weight	kg (lbs)	103 (227)	103 (227)	185 (408)	185 (408)	330 (728)
* Low pressure model (nominal hydraulic input pressure 170 bar.) HKL models available up to 13 bar. Visit our website www.dynaset.com for more detailed information.						



HMG PRO

HYDRAULIC MAGNET GENERATOR



HMG PRO

		HMG PRO 3	HMG PRO 6	HMG PRO 10	HMG PRO 12	HMG PRO 15	HMG PRO 20	HMG PRO 30	HMG PRO 40
OUTPUT CHARACTERISTICS									
Output power	kW	3	6	10	12	15	20	30	40
Magnet coil power	kW	3	5,5	9,5	11,5	14,5	19,5	29,5	39,5
Operating voltage	VDC	220							
Control		Electric (6 - 32V) / Hydraulic							
Auxiliary power output		Optional							
HYDRAULIC POWER REQUIREMENTS									
Flow min.	l / min (U.S. gpm)	23 (6.1)	36 (9.5)	51 (13.5)	60 (15.9)	68 (18.0)	94 (24.9)	122 (32.2)	167 (44.1)
Pressure max.	bar (psi)	210 (3000)	210 (3000)	210 (3000)	210 (3000)	210 (3000)	210 (3000)	250 (3600)	250 (3600)
OVERALL DIMENSIONS									
Length	mm (in)	431 (17.0)	526 (20.7)	582 (23.0)	580 (22.8)	828 (32.6)	878 (34.6)	993 (36.7)	1003(39.5)
Width	mm (in)	337 (13.3)	326 (12.9)	325 (12.8)	460 (18.1)	501 (19.7)	511 (20.1)	515 (20.3)	600 (23.6)
Height	mm (in)	317 (12.5)	351 (13.8)	355 (14.0)	375 (14.8)	416 (16.4)	416 (16.4)	450 (17.7)	600 (23.6)
Weight	kg (lbs)	34 (75)	58 (128)	60 (132)	100 (220)	145 (320)	163 (359)	175 (386)	198 (437)
Also available CMG PRO hydraulic magnet generator for hydraulic control only. Visit our website www.dynaset.com for more detailed information.									



MAG

LIFTING MAGNET



MAG

		MAG 700	MAG 900	MAG 1000	MAG 1200	MAG 1400
OUTPUT CHARACTERISTICS						
Magnet coil power	kW	3	5,5	6,0	9,5	11,5
Operating voltage	VDC	220				
NOMINAL LIFTING CAPACITY						
Tear-off w/ air gap Ø/300	kg (lbs)	5500 (12125)	10500 (23149)	16000 (35274)	15000 (33069)	18000 (39683)
Slabs, blocks	kg (lbs)	2750 (6063)	5250 (11574)	8000 (17637)	7500 (16535)	9000 (19842)
Cast iron pigs	kg (lbs)	105 (231)	230 (507)	350 (772)	410 (904)	580 (1279)
Scrap	grade 3A, kg (lbs)	80 (176)	200 (441)	320 (705)	370 (816)	530 (1168)
	grade 24,kg (lbs)	70 (154)	190 (419)	290 (639)	360 (794)	510 (1124)
	grade 40, kg (lbs)	40 (88)	100 (220)	150 (331)	190 (419)	240 (529)
OVERALL DIMENSIONS						
Diameter Ø	mm (in)	720 (28.35)	950 (37.40)	1070 (42.13)	1250 (49.22)	1450 (57.09)
Weight	kg (lbs)	275 (606)	650 (1433)	870 (1918)	1100 (2425)	2550 (5621)
Standard MAG includes chains. Quick coupler attachments and quick coupling connectors are also available. More models and options available by request; rectangle form, claws, underwater. Visit our website www.dynaset.com for more detailed information.						



HMAG PRO

HYDRAULIC MAGNET



HMAG PRO

		HMAG PRO 700-21	HMAG PRO 900-34	HMAG PRO 1200-49	HMAG PRO 1400-59
OUTPUT CHARACTERISTICS					
Magnet coil power max.	kW	3	5,5	9,5	11,5
Operating voltage	VDC	220			
NOMINAL LIFTING CAPACITY					
Tear-off w/ air gap Ø/300	kg (lbs)	5500 (12125)	10500 (23149)	15000 (33069)	18000 (39683)
Slabs, blocks	kg (lbs)	2750 (6063)	5250 (11574)	7500 (16535)	9000 (19842)
Cast iron pigs	kg (lbs)	105 (231)	230 (507)	410 (904)	580 (1279)
Scrap	grade 3A, kg (lbs)	80 (176)	200 (441)	370 (816)	530 (1168)
	grade 24,kg (lbs)	70 (154)	190 (419)	360 (794)	510 (1124)
	grade 40, kg (lbs)	40 (88)	100 (220)	190 (419)	240 (529)
HYDRAULIC POWER REQUIREMENTS					
Flow min.	l / min (U.S. gpm)	22 (5.8)	36 (9.5)	52 (13.8)	61 (16.1)
Pressure max.	bar (psi)	350 (5000)	350 (5000)	350 (5000)	350 (5000)
OVERALL DIMENSIONS					
Diameter Ø	mm (in)	720 (28.3)	950 (37.4)	1250 (49.2)	1450 (57.1)
Weight (with chains)	kg (lbs)	440 (968)	900 (1980)	1550 (3410)	1700 (3740)
Standard HMAG includes chains. Quick coupler attachments and quick coupling connectors are also available. More models and options available by request e.g. HMAG with claws. Visit our website www.dynaset.com for more detailed information.					



HVB / HVD / HRC

HYDRAULIC VIBRAS







HVB / HVD / HRC

		HVB 350 9-40	HVB 350 18-60	HVB 350 27-80	HVD 18 55-24	HVD 70 35-100	HRC 55 30-80
OUTPUT CHARACTERISTICS							
Vibration force max.	kN	-	-	-	18	70	16
Frequency	Hz	30	23	19	55	35	5
HYDRAULIC POWER REQUIREMENTS							
Flow max.	l / min (U.S.gpm)	40 (10.6)	60 (15.8)	80 (21.1)	24 (6.3)	100 (25.8)	36 (9.5)
Pressure max.	bar (psi)	350 (5000)	350 (5000)	350 (5000)	210 (3000)	210 (3000)	210 (3000)
OVERALL DIMENSIONS							
Length	mm (in)	110 (4.3)	110 (4.3)	110 (4.3)	225 (8.9)	273 (10.7)	420 (16.5)
Width	mm (in)	155 (6.1)	155 (6.1)	155 (6.1)	115 (4.5)	135 (5.3)	70 (2.6)
Height	mm (in)	130 (5.1)	130 (5.1)	130 (5.1)	80 (3.1)	185 (7.3)	120 (4.7)
Weight	kg (lbs)	13 (29)	13 (29)	13 (29)	13 (29)	40 (88)	9 (20)
Base machine size	t (U.S. t)	0 - 5 (0 - 11)	4-10 (8.8 - 22)	7 - 20 (15.4 - 44)	-	-	-
DESCRIPTION							
		Hydraulic vibration pump. For excavators, loaders, dumpers and other earth moving machines.			Hydraulic directional vibra. For excavators, loaders, dumpers and street sweeping machines.		Hydraulic reversal cylinder. Cylinder with fast linear oscillating movement.
Other models available by request. Visit our website www.dynaset.com for more detailed information.							



POWER BOOSTING

HYDRAULIC PRESSURE INTENSIFIERS



POWER BOOSTERS

		HPI 700 10 - 25	HPI 700 30 - 75	HPIC 700 30 - 100	HPIC 700 30 - 200	HPIC 700 30 - 300	HPIC 700 30 - 600
OUTPUT CHARACTERISTICS							
Hydraulic flow	l / min (U.S. gpm)	10 (2.6)	30 (7.9)	30 (7.9)	30 (7.9)	30 (7.9)	30 (7.9)
Pressure max.	bar (psi)	700 (10000)	700 (10000)	700 (10000)	700 (10000)	700 (10000)	700 (10000)
HYDRAULIC POWER REQUIREMENTS							
Flow	l / min (U.S. gpm)	25 (6.6)	75 (19.8)	100 (26.4)	200 (52.8)	300 (79.2)	600 (158.4)
Pressure max.	bar (psi)	350 (5000)	350 (5000)	350 (5000)	350 (5000)	350 (5000)	350 (5000)
OVERALL DIMENSIONS							
Length	mm (in)	204 (8.0)	253 (10.0)	261 (10.3)	261 (10.3)	245 (9.6)	270 (10.6)
Width	mm (in)	141 (5.6)	123 (4.8)	124 (4.9)	124 (4.9)	120 (4.7)	140 (5.5)
Height	mm (in)	79 (3.1)	159 (6.3)	177 (7.0)	190 (7.5)	190 (7.5)	210 (8.3)
Weight	kg (lbs)	8 (17.6)	16 (35.3)	29 (63.9)	30 (66.1)	27 (66.1)	37 (81.4)
DESCRIPTION							
		Hydraulic pressure intensifiers for powering tools and pressure testing.		Hydraulic pressure intensifiers for cylinders. Two working phases. Work phase 1: High flow, low pressure Work phase 2: Low flow, high pressure			
Visit our website www.dynaset.com for more detailed information.							



HYDRAULIC POWER TAKE-OFF (PTO)




PTO

		HVO 33	HPTO
OUTPUT CHARACTERISTICS			
Power max.	kW	9	40
flow max.	l / min (U.S. gpm)	30 (7.9)	custom
Pressure max.	bar (psi)	180 (2600)	custom
DESCRIPTION			
Dynaset PTO products transform the power of the vehicle's engine to hydraulic power.		Designed for ATV and small vehicle installations.	Customizable to fit all vans and trucks.
Visit our website www.dynaset.com for more detailed information.			



HYDRAULIC POWER UNIT TECHNOLOGY



HYDRAULIC POWER UNIT TECHNOLOGY	
HEU	Hydraulic expansion unit for tunnel wall reinforcement with swellex type anchors.
HPU	Complete ready-to-use hydraulic power pack with 18 hp gasoline engine. Delivers 38l/min (10.0 U.S. gpm) hydraulic flow and 210 bar (3000 psi) pressure.
HPU-D 55 -150	Complete ready-to-use hydraulic power pack with 55 kW Diesel engine. Delivers 150l/min (39.6 U.S. gpm) hydraulic flow @ 210 bar (3000 psi) pressure. Maximum pressure is 350 bar (5100 psi).
HPU-D 55 -210	Complete ready-to-use hydraulic power pack with 55 kW Diesel engine. Delivers 210 l/min (55.4 U.S. gpm) hydraulic flow @ 210 bar (3000 psi) pressure. Maximum pressure is 350 bar (5100 psi).
HRU	Hydraulic power source for rescue tools. Closed circuit hydraulic-to-hydraulic power unit. It delivers 800 bar (11600 psi), 2x5 l/min (2x1.3 U.S. gpm) of hydraulic power.

Visit our website www.dynaset.com for more detailed information.



DE-ICING TECHNOLOGY



90



DE-ICING TECHNOLOGY	
Description	Dynaset De-icing Technology provides fast, highly automated and cost effective modules for spreading de-icing fluids to remove ice or prevent icing.
Base machine	Suitable for all standard commercial trucks and tractors.
Applications	Roads, parking lots, runways, aircrafts.
Features	Automatically adjusting spraying system, easy user interface, additional spraying pistol and hose reel.
Benefits	Optimal fluid consumption (g/m ²) with all vehicle speed levels. High pressure spraying system ensures even de-icer coverage. The system is powered by hydraulics with zero emissions.
Visit our website www.dynaset.com for more detailed information.	



INSTALLATION VALVES



VALVES			
PV-SAE 3/4" PV-SAE 1" PV-SAE 1 1/4"	Priority valve system, sandwich mounted with solenoid for all mobile installations. Simplifies hydraulic installations.	Pressure max. 350 bar (5076 psi) Flow max.70 - 145 l/min (18.48 - 32.28 U.S. gpm)	Through flow 0 - 150 l/min (39.6 U.S. gpm)
SV SAE 1 SV SAE 1 1/4"	SAE Solenoid valve	Flow max. 100 l/min (26.4 U.S. gpm)	
LSV 40 LSV 60 LSV 95 LSV 150	LS-valve, solenoid control operated, pressure relief.	Flow max. 40 - 150 l/min (10.56 - 39.6 U.S. gpm)	
VR 50PK 1/2" VR 95PK 3/4" VR 200PK 1"	Oil flow limiter, pressure compensated	Flow max. 50 l/min - 200 l/min (13 - 53 U.S. gpm)	
SV 70NC 1/2" SV 150NC 1"	Solenoid valve 2/2	Flow max. 70 - 150 l/min (18.48 - 39.6 U.S. gpm) or LS-connection, Pressure max. 350 bar (5076 psi)	
VKV 90 3/4"	Free flow valve, solenoid and pressure control	Pressure max. 315 bar (4568 psi)	
HMV Modular Valve systems	DYNASET HMV is full set of Valve blocks to be stacked for compact installation in every project. LS-Valves, Flow limiters, Directional control etc. available		
Visit our website www.dynaset.com for more detailed information.			



HHK

HYDRAULIC GRINDER



HHK

			HHK 200 - 12	HHK 200 - 17
OUTPUT CHARACTERISTICS				
	Speed	rpm/min	3000	3000
	Ø	mm (in)	200 (7.9)	200 (7.9)
Gridstone	width	mm (in)	9 - 32 (2.37 - 1.26)	9 - 32 (2.37 - 1.26)
	Hole	mm (in)	13-32 (0.5-1.26)	13-32 (0.5-1.26)
HYDRAULIC POWER REQUIREMENTS				
	Flow min.	l / min (U.S. gpm)	12 (3.2)	17 (4.5)
	Pressure max.	bar (psi)	210 (3000)	210 (3000)
OVERALL DIMENSIONS				
	Length	mm	301 (11.8)	301 (11.8)
	Width	mm	265 (10.4)	265 (10.4)
	Height	mm	200 (7.9)	200 (7.9)
	Weight	kg	12,5 (27.5)	12,5 (27.5)
Visit our website www.dynaset.com for more detailed information.				



HV / HVY

HYDRAULIC WINCH / HYDRAULIC WINCH UNIT



HV / HVY

			HV 5t	HV 10t	HV 20t	HVY 5t	HVY 10t	HVY 20t
OUTPUT CHARACTERISTICS								
Pulling power	t (t lbs)		5 (11)	10 (22)	20 (44)	5 (11)	10 (22)	20 (44)
Pulling speed	m/min (ft/min)		20 (65)	10 (32)	in: 10 (32) out: 20 (65)	20 (65)	10 (32)	in: 5 (16) out: 10 (32)
Wire	Ø mm (in)		12 (0.5)	14 (0.6)	18 (0.7)	12 (0.5)	14 (0.6)	18 (0.7)
	length m (ft)		220 (722)	170 (558)	180 (591)	220 (722)	170 (558)	180 (591)
HYDRAULIC POWER REQUIREMENTS (HV) / HYDRAULIC POWER OUTPUT (HVY)								
Flow min.	l / min (U.S. gpm)		50 (13.2)	60 (15.8)	120 (31.7)	70 (18.5)	70 (18.5)	70 (18.5)
Pressure max.	bar (psi)		200 (2900)	200 (2900)	200 (2900)	180 (2600)	180 (2600)	180 (2600)
OVERALL DIMENSIONS								
Length	mm (in)		667 (26.3)	814 (32.1)	814 (32.1)	1140 (44.9)	1380 (54.4)	1380 (54.4)
Width	mm (in)		766 (30.2)	765 (30.1)	765 (30.1)	775 (30.6)	800 (31.5)	800 (31.5)
Height	mm (in)		685 (27.0)	820 (32.3)	820 (32.3)	810 (31.9)	955 (37.6)	955 (37.6)
Weight	kg (lbs)		290 (640)	390 (860)	450 (990)	505 (1100)	670 (1480)	730 (1600)
HV is connected to work machine's hydraulic system. HVY is a complete independent hydraulic power pack unit with gasoline motor and electric start. Visit our website www.dynaset.com for more detailed information.								





UTILIZE HYDRAULICS - INCREASE PRODUCTIVITY





UTILIZE HYDRAULICS - INCREASE PRODUCTIVITY



CONTENTS



ELECTRICITY

HG Hydraulic Generator
HGV POWER BOX Variable Hydraulic Generator System
HGV Variable Hydraulic Generator System
HWG Hydraulic Welding Generator
HGG Hydraulic Ground Power Generator



HIGH PRESSURE WATER

HPW Hydraulic High Pressure Water Pump
HPW Hydraulic Power Washer
KPL High Pressure Street Washing Unit
HPW-DUST High Pressure Dust Suppression System
PPL High Pressure Pipe Cleaning Unit
HPW-FIRE High Pressure Firefighting System
FP Firefighting Piercing Kit
HDF Hydraulic Drilling Fluid Pump
JPL High Pressure Bin Washing System
HSP Hydraulic Submersible Pump



COMPRESSED AIR

HK Hydraulic Piston Compressor
HKL Hydraulic Rotary Vane Compressor
HKR Hydraulic Screw Compressor



MAGNET POWER

HMG PRO Hydraulic Magnet Generator
MAG Magnet
HMAG PRO Hydraulic Magnet



VIBRATION

HVB Hydraulic Vibra
HVD Hydraulic Directional Vibra
HRC Hydraulic Reversal Cylinder



POWER BOOSTING

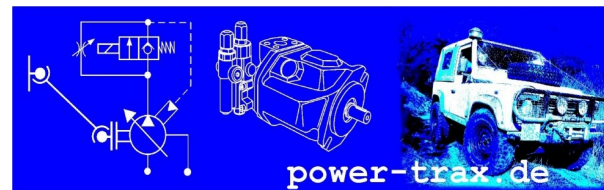
HPI Hydraulic Pressure Intensifier
HPIC Hydraulic Pressure Intensifier for Cylinder



KNOW-HOW

Hydraulic Power Take-off (PTO)
Hydraulic Power Unit Technology
HEU Hydraulic Expansion Unit
HRU Hydraulic Rescue Unit
De-Icing Technology
Installation Valves
HHK Hydraulic Grinder
HV/HVY Hydraulic Winch / Winch Unit

CONTACT



Power-Trax.de

Sonderfahrzeugbau - Technischer Spezialvertrieb
<http://www.power-trax.de>
info @ power-trax.de

Tel.: +49 - (0)906 / 9999 849-17
Mobil: +49 - (0)163 / 4321 435
Fax: +49 - (0)906 / 9999 849-18
Dietrich-Bonhoeffer-Str. 28
D-86609 Donauwoerth

DYNASET
POWERED BY HYDRAULICS



DYNASET.COM

SALES CONTACT:



Power-Trax.de

Sonderfahrzeugbau - Technischer Spezialvertrieb
<http://www.power-trax.de>
info @ power-trax.de

Tel.: +49 - (0)906 / 9999 849-17
Mobil: +49 - (0)163 / 4321 435
Fax: +49 - (0)906 / 9999 849-18
Dietrich-Bonhoeffer-Str. 28
D-86609 Donauwoerth